


# INSTRUCTION MANUAL

# Mx Onda

## DENTAL WATER JET

MODEL: **MX-HD2424**



CE

**PLEASE READ THIS MANUAL BEFORE OPERATING**

Welcome! By selecting the Mx Onda Dental Jet you are now on your way to better gum health, and a healthier smile!

With the combination of water pressure and pulsations, the Mx Onda Dental Jet removes harmful bacteria deep between teeth and below the gumline—where brushing alone won't reach.

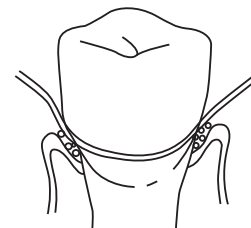
Thank you for choosing the Mx Onda Dental Jet.

## Traditional Oral Clean

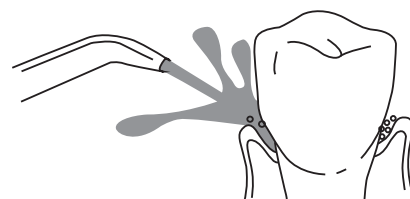
Traditional brushing can't easily reach hidden food debris and harmful bacteria.



Flossing has limited access below the gumline.



The Mx Onda Dental Jet removes trapped food debris and harmful bacteria.



Important Safeguards	3
Product Description	5
Getting Started	7
Care of Your Oralcare Dental Jet	12
Troubleshooting Guide	13
Technical specifications	14

## Important Safeguards

When using electrical products, especially when children are present, the basic safety precautions below should always be followed.

### **Read all instructions carefully before using.**

#### **Danger:**

#### **To reduce the risk of electrocution:**

- Always unplug product after using.
- Do not handle plug with wet hands.
- Do not place or store product where it can fall or be pulled into a tub, shower stall or sink.
- Do not use while bathing.
- Do not immerse in water or other liquid.
- Do not reach for a product that has fallen into any liquid. Unplug immediately.
- Check the power supply cord for damage before the first use and during the life of the product.

#### **Warning:**

To reduce the risk of burns, electric shock, fire, serious injury or damage to tissue:

- Do not use this product if it has a damaged cord or plug, if it is not working properly, if it has been dropped or damaged, or dropped into any liquid. Return the product to the local distributor.
- Closely instruct and supervise children and individuals with special needs in the proper use of this product.
- Do not direct water under the tongue, into the ear, nose, or other delicate areas. This product is capable of producing pressures that may cause serious damage in these areas. See “operating instructions” for correct usage.
- Use this product only as indicated in these instructions or as recommended by your dental professional.

- Only use attachments, including jet tips Tooth Pocket tips, tongue cleaner tips and orthodontic tips that are recommended by us.
- Do not remove the Tooth Pocket flexible tip from the clear shaft . If it separates for any reason, discard both the tip and shaft and replace with a new Tooth Pocket tip.
- Fill reservoir with water or other recommended solutions only.
- Do not drop or insert any foreign object into any opening or hose.
- Keep electrical cord away from heated surfaces.
- Do not operate where oxygen or aerosol sprays are being used.
- Do not use outdoors.
- Do not use while wearing any oral jewelry. Remove prior to use.
- Do not use if you have an open wound on your tongue.
- If your physician or cardiologist has advised you to receive antibiotic premedication before dental procedures, you should consult your dentist before using this instrument or any other oral hygiene aid.

## **SAVE THESE INSTRUCTIONS**

